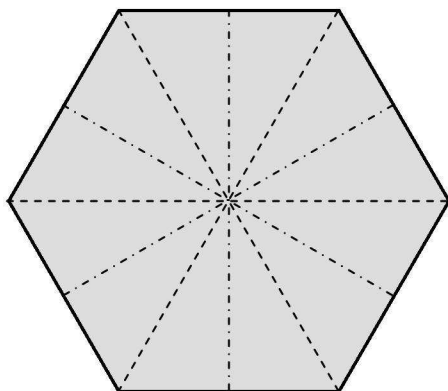
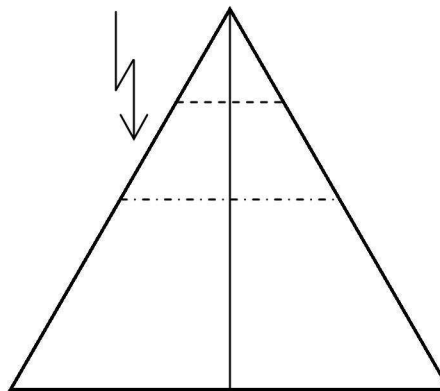


Pinwheel Flower

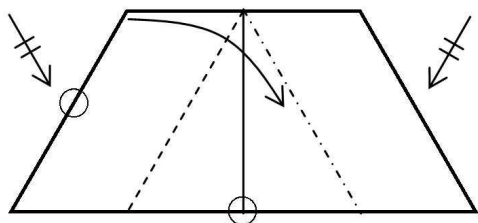
Designed and diagrammed by Jim Turner



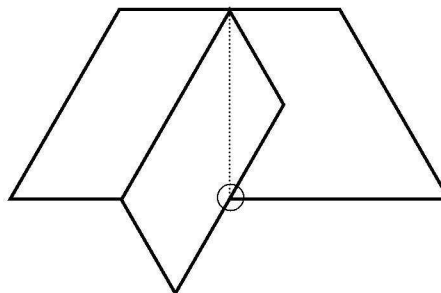
1. Fold a hexagonal waterbomb base.



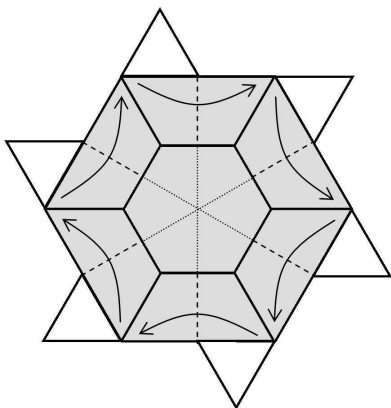
2. Pleat sink at one half the height and three-quarters of the height.




3. Fold each of the layers individually, bringing the circles together, and open it from the bottom so that it looks like step five.



4. This is a view of one of the folded layers from step three. Note the intersection.



5. Valley fold to open the petals.



6. Finished pinwheel flower.